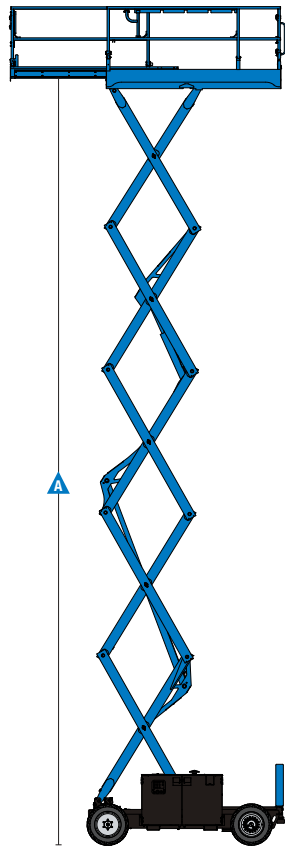
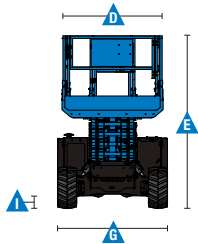
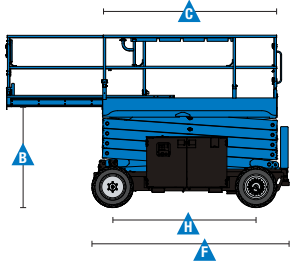


Self-Propelled Scissor Lifts

GS™ -2669 RT, GS-3369 RT, GS-4069 RT

Specifications



Models	GS-2669 RT		GS-3369 RT		GS-4069 RT	
Measurements	US	Metric	US	Metric	US	Metric
Working height maximum*	32 ft	10 m	39 ft	11.9 m	46 ft	14.3 m
A Platform height maximum	26 ft 2 in	8.0 m	32 ft 8 in	9.96 m	40 ft 3 in	12.3 m
B Platform height - stowed	4 ft 10 in	1.47 m	4 ft 10 in	1.47 m	5 ft 5 in	1.65 m
C Platform length - outside	9 ft 2in	2.79 m	9 ft 2in	2.79 m	9 ft 2in	2.79 m
extended	14 ft 2 in	4.32 m	14 ft 2 in	4.32 m	14 ft 2 in	4.32 m
Slide-out platform extension deck	5 ft	1.52 m	5 ft	1.52 m	5 ft	1.52 m
D Platform width - outside	5 ft 3 in	1.6 m	5 ft 3 in	1.6 m	5 ft 3 in	1.6 m
Toeboard height	6 in	0.15 m	6 in	0.15 m	6 in	0.15 m
E Height - stowed**	8 ft 6 in	2.59 m	8 ft 6 in	2.59 m	9 ft	2.74 m
rails lowered	6 ft 3.5 in	1.92 m	6 ft 3.5 in	1.92 m	6 ft 10 in	2.08 m
A Length - stowed	10 ft 3 in	3.12 m	10 ft 3 in	3.12 m	10 ft 3 in	3.12 m
platform extended	14 ft 9 in	4.5 m	14 ft 9 in	4.5 m	14 ft 9 in	4.5 m
with outriggers	12 ft 4 in	3.76 m	12 ft 4 in	3.76 m	12 ft 4 in	3.76 m
G Width	5 ft 9 in	1.75 m	5 ft 9 in	1.75 m	5 ft 9 in	1.75 m
H Wheelbase	7 ft 6 in	2.29 m	7 ft 6 in	2.29 m	7 ft 6 in	2.29 m
I Ground clearance - center	9.5 in	0.24 m	9.5 in	0.24 m	9.5 in	0.24 m

Productivity

Maximum platform occupancy***	4		4		3	
Lift capacity	1,500 lbs	680 kg	1,000 lbs	454 kg	800 lbs	363 kg
Extension deck capacity	300 lbs	136 kg	300 lbs	136 kg	300 lbs	136 kg
Drive height	full height		full height		full height	
Drive speed - stowed	3.5 mph	5.6 km/h	3.5 mph	5.6 km/h	3.5 mph	5.6 km/h
Drive speed - raised	0.3 mph	0.5 km/h	0.3 mph	0.5 km/h	0.3 mph	0.5 km/h
Gradeability - stowed****	40%		35%		35%	
Maximum outrigger leveling:	front/back uphill		5.3° / 4.2°			
	side to side		11.7°			
Turning radius - inside	83 in	2.11 m	83 in	2.11 m	83 in	2.11 m
Turning radius - outside	181.2 in	4.6 m	181.2 in	4.6 m	181.2 in	4.6 m
Raise/lower speed	34 / 31 sec		39 / 29 sec		61 / 28 sec	
Controls	proportional					
Drive	four wheel					
Tires - rough terrain	12 x26 in	30 x 66 cm	12 x 26 in	30 x 66 cm	12 x 26 in	30 x 66 cm

Power

Power source	PSI (GM) .998L gas/LPG Kubota D-1105 Tier 4f diesel 24.8 hp					
Fuel tank capacity	10 gal	37.9 L	10 gal	37.9 L	10 gal	37.9 L
Hydraulic system capacity	18 gal	68.1 L	18 gal	68.1 L	18 gal	68.1 L

Weight*****

	7,295 lbs	3,309 kg	7,895 lbs	3,490 kg	10,245 lbs	4,647 kg
with outriggers	8,160 lbs	4,066 kg	8,560 lbs	3,882 kg	11,110 lbs	5,039 kg

Standards Compliance

ANSI A92.6, CSA B354.2, CE Compliance, AS 1418.10

* The metric equivalent of working height adds 2 m to platform height. U.S. adds 6 ft to platform height.

** Based on RT tires; deduct 2 in (5.8 cm) for turf and non-marking tires.

*** Gradeability applies to driving on slopes. Gradeability may vary depending on the weight of options installed on machine.

See operator's manual for details regarding slope ratings.

**** Weight varies depending on options and country standards.

Features

Standard Features

Measurements

GS-2669 RT

- 32 ft 2 in (10 m) working height
- Up to 1,500 lbs (680 kg) lift capacity

GS-3369 RT

- 39 ft (11.96 m) working height
- Up to 1,000 lbs (454 kg) lift capacity

GS-4069 RT

- 46 ft 3 in (14.3 m) working height
- Up to 800 lbs (363 kg) lift capacity

Productivity

- Drive at full height
- 110 x 63 in (2.79 x 1.6m) steel frame platform with replaceable aluminum diamond plate deck
- 60 in (1.52 m) extension deck
- Folding rails
- Proportional lift and drive
- AC power to platform
- Full height swing gate
- 4WD
- Front oscillating axle
- Positive traction control
- Four-wheel braking
- Swing-out engine tray
- Foam-filled rough terrain tires
- Tilt level sensor with audible alarm
- Descent alarm
- Horn
- Hour meter
- Motion alarm

Power

- 24.8 hp Kubota Tier 4f D1105 diesel


Options & Accessories

Productivity

- Automatic leveling hydraulic outriggers
- Air line to platform
- Foam filled non-marking rough terrain tires 12 x 26 in (30 x 66 cm)
- Dual flashing LED beacons
- Biodegradable hydraulic oil
- High float foam filled tires (GS-2669, GS-3369 ANSI only)

Power Options

- AC, 3000 Watt generator (110 V/60 Hz) or (240 V/50 Hz), (includes hydraulic oil cooler)
- Cold weather package
- PSI (GM) .998L dual fuel with LPG tank



Genie United States

6464 185th Ave. NE
Redmond, WA 98052
Telephone +1 (425) 881-1800
Toll Free in USA/Canada +1 (800)-536-1800
Fax +1 (425) 883-3475

Distributed By: