

Specifications

Models	SX-105 XC™		SX-125 XC™	
	US	Metric	US	Metric
Measurements				
Working height maximum*	111 ft 2 in	34 m	131 ft 2 in	40.1 m
Platform height maximum	105 ft	32 m	125 ft	38.1 m
Horizontal reach maximum	80 ft	24.38 m	80 ft	24.38 m
Below ground reach	8 ft 10 in	2.69 m	8 ft 10 in	2.69 m
A Platform length - 8 ft model	3 ft	0.91 m	3 ft	0.91 m
Platform length - 6 ft model	2 ft 6 in	0.76 m	2 ft 6 in	0.76 m
B Platform width - 8 ft model	8 ft	2.44 m	8 ft	2.44 m
Platform width - 6 ft model	6 ft	1.83 m	6 ft	1.83 m
C Height - stowed	10 ft	3.05 m	10 ft	3.05 m
D Length - stowed	46 ft 9 in	14.25 m	46 ft 9 in	14.25 m
Length - transport (jib tucked under)	40 ft	12.19 m	40 ft	12.19 m
E Width - axles retracted	8 ft 2 in	2.49 m	8 ft 2 in	2.49 m
Width - axles extended	12 ft 11 in	3.94 m	12 ft 11 in	3.94 m
F Wheelbase	13 ft 6 in	4.11 m	13 ft 6 in	4.11 m
G Ground clearance - center	15 in	38.1 cm	15 in	38.1 cm

Productivity

Maximum lift capacity - unrestricted	660 lb	300 kg	660 lb	300 kg
- restricted	1,000 lb	454 kg	1,000 lb	454 kg
Platform rotation	160°		160°	
Vertical jib rotation - up/down	135°		135°	
Turntable rotation	360° continuous		360° continuous	
Turntable tailswing - axles retracted	1 ft 10 in	0.56 m	1 ft 10 in	0.56 m
- axles extended	3 ft 4 in	1.02 m	3 ft 4 in	1.02 m
Drive speed - stowed	3.0 mph	4.9 km/h	3.0 mph	4.9 km/h
- raised (below 125 ft)	0.38 mph	0.6 km/h	0.38 mph	0.6 km/h
Gradeability - stowed**	40%		40%	
Turning radius - axle retracted: inside	26 ft 4 in	8.03 m	26 ft 4 in	8.03 m
outside	32 ft 8 in	9.96 m	32 ft 8 in	9.96 m
Turning radius - axle extended: inside	9 ft 6 in	2.9 m	9 ft 6 in	2.90 m
outside	20 ft 3 in	6.17 m	20 ft 3 in	6.17 m
Controls	12 V DC proportional		12 V DC proportional	
Tires - RT lug	385/75 D22.5 16 ply HD FF		445D50/710 HD	

Power

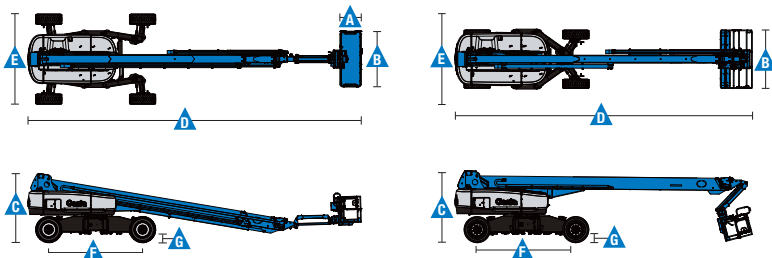
Power source	Deutz TD2.9 L4, 74 hp (55 kW), Tier 4 final Deutz TD2011L04i, 74 hp (55 kW), Tier 4 initial Perkins 854F-E34T, 74 hp (55 kW), Tier 4 final Perkins 1104D-44T, 74 hp/83 hp (55 kW/62 kW), Tier 3			
Auxiliary power unit	12 V DC		12 V DC	
Hydraulic tank capacity	55 gal	208 L	55 gal	208 L
Fuel tank capacity	40 gal	151 L	40 gal	151 L

Weight***

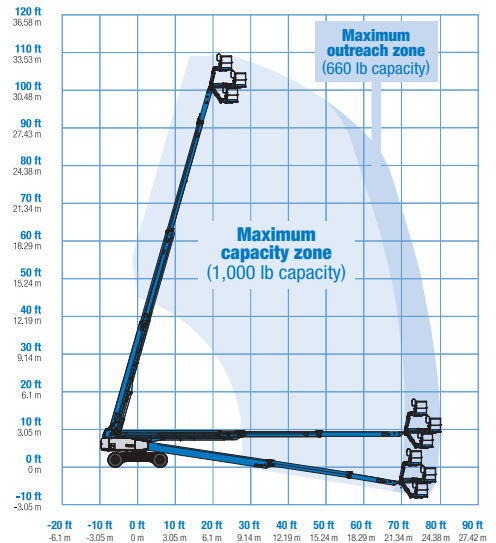
4WD	42,549 lbs	19,300 kg	45,636 lbs	20,700 kg
-----	------------	-----------	------------	-----------

Standards Compliance

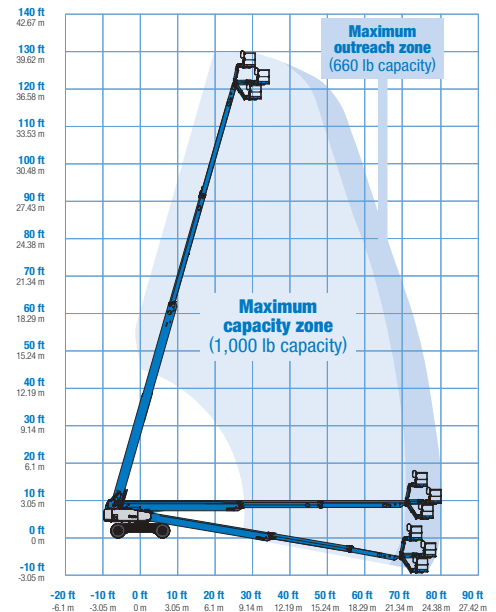
ANSI/SAIA A92.20, CSA B354.7, GB 25849, EN 280, AS/NZS 1418.10



Range Of Motion SX-105 XC™



Range Of Motion SX-125 XC™



* The metric equivalent of working height adds 2 m to platform height. U.S. adds 6 ft to platform height.

** Gradeability applies to driving on slopes. See operator's manual for details regarding slope ratings.

*** Weight will vary depending on options and/or country standards.

Features

Standard Features

Measurements

SX-105 XC™

- 111 ft 2 in (34 m) working height
- 80 ft (24.38 m) horizontal reach
- 660 lbs (300 kg) unrestricted and 1,000 lbs (454 kg) restricted lift capacity

SX-125 XC™

- 131 ft 2 in (40.10 m) working height
- 80 ft (24.38 m) horizontal reach
- 660 lbs (300 kg) unrestricted and 1,000 lbs (454 kg) restricted lift capacity

Productivity

- Mini XChassis™ extendable axles
- 5 ft (1.52 m) jib boom
- Self-leveling platform
- 160° hydraulic platform rotation
- Proportional joystick controls
- Hydraulic oil cooler
- Drive enable
- AC power in the platform
- Horn
- Hour meter
- 360° continuous turntable rotation
- Positive traction 4WD
- Two speed wheel motors
- Four wheel high angle steer
- Four steering modes: front, rear, crab and coordinated
- On board full diagnostics and engine monitoring display
- Telematics ready connector
- Platform load sense system
- Entry toeboard
- Lift Guard™ Contact Alarm
- Light package
- Lockable platform control box cover
- Alarm package: flashing beacon, descent, travel and tilt alarms

Power

- 12 V DC auxiliary power
- Auto engine fault protection
- Swing out engine tray
- Welder Ready 12 kW Generator

Easily Configured To Meet Your Needs

Platform Options

- Steel 6 ft (1.83 m) platform with side swing gate
- 8 ft (2.44 m) tri-entry platform with side swing gate (standard)

Drive/Steer

- 4WD (standard)
- 4WS (standard)

Engine Options

- 74 hp (55 kW) Deutz turbo diesel, T4f
- 74 hp (55 kW) Deutz turbo diesel, T4i*
- 74 hp (55 kW) Perkins turbo diesel, T4f
- 74 hp/83 hp (55 kW/62 kW) Perkins turbo diesel, T3*

Tires

- Rough terrain foam-filled (standard)

Options & Accessories

Productivity Options

- Half-mesh platform inserts
- Platform top auxiliary rail
- Hostile environment kit
- Thumb rocker steer
- Pipe cradle (pair)**
- Panel cradle package
- Operator Protective Structure**
- Fall Arrest Bar

Power Options

- Cold weather kit
- Diesel scrubber/catalytic muffler***
- Intake air pre-cleaner



* T3/T4i Available in limited region
 ** Available through aftermarket parts only
 *** T3/T4i Only

Genie United States

6464 185th Ave. NE
 Redmond, WA 98052
 Telephone +1 (425) 881-1800
 Toll Free in USA/Canada +1 (800)-536-1800
 Fax +1 (425) 883-3475

Distributed By: